


Objeto del Gasto		Aprobado	Ampliaciones / (Reducciones)	Presupuesto Vigente	Comprometido	Presupuesto Disponibile para Comprometer	Devengado	Comprometido No Devengado	Presupuesto Sin Devengar	Ejercido	Pagado	Cuentas por Pagar Deuda
1000	SERVICIOS PERSONALES	\$31,248,359.52	-\$133,141.09	\$31,115,218.43	\$19,561,450.76	\$11,553,767.67	\$19,561,450.76	\$0.00	\$11,553,767.67	\$19,561,450.76	\$19,357,170.88	\$204,279.88
1100	REMUNERACIONES AL PERSONAL DE CARÁCTER PE	\$17,392,673.32	\$0.00	\$17,392,673.32	\$13,405,448.09	\$3,987,225.23	\$13,405,448.09	\$0.00	\$3,987,225.23	\$13,405,448.09	\$13,405,448.09	\$0.00
1130	Sueldos base al personal permanente	\$17,392,673.32	\$0.00	\$17,392,673.32	\$13,405,448.09	\$3,987,225.23	\$13,405,448.09	\$0.00	\$3,987,225.23	\$13,405,448.09	\$13,405,448.09	\$0.00
1131	Sueldo Base al Personal de Base	\$17,392,673.32	\$0.00	\$17,392,673.32	\$13,405,448.09	\$3,987,225.23	\$13,405,448.09	\$0.00	\$3,987,225.23	\$13,405,448.09	\$13,405,448.09	\$0.00
1300	REMUNERACIONES ADICIONALES Y ESPECIALES	\$4,257,946.82	\$6,811.98	\$4,264,758.80	\$1,319,353.95	\$2,945,404.85	\$1,319,353.95	\$0.00	\$2,945,404.85	\$1,319,353.95	\$1,319,353.95	\$0.00
1310	Primas por años de servicios efectivos prestados	\$601,746.72	\$0.00	\$601,746.72	\$490,719.32	\$111,027.40	\$490,719.32	\$0.00	\$111,027.40	\$490,719.32	\$490,719.32	\$0.00
1311	Primas por años de servicios efectivos prestados	\$601,746.72	\$0.00	\$601,746.72	\$490,719.32	\$111,027.40	\$490,719.32	\$0.00	\$111,027.40	\$490,719.32	\$490,719.32	\$0.00
1320	Primas de vacaciones, dominical y gratificación de fin de :	\$3,656,200.10	\$6,811.98	\$3,663,012.08	\$828,634.63	\$2,834,377.45	\$828,634.63	\$0.00	\$2,834,377.45	\$828,634.63	\$828,634.63	\$0.00
1321	Primas de vacaciones y Dominical	\$1,354,950.04	\$6,811.98	\$1,361,762.02	\$688,312.41	\$673,449.61	\$688,312.41	\$0.00	\$673,449.61	\$688,312.41	\$688,312.41	\$0.00
1322	Gratificación de fin de año	\$2,301,250.06	\$0.00	\$2,301,250.06	\$140,322.22	\$2,160,927.84	\$140,322.22	\$0.00	\$2,160,927.84	\$140,322.22	\$140,322.22	\$0.00
1400	SEGURIDAD SOCIAL	\$5,238,814.14	\$0.00	\$5,238,814.14	\$3,432,216.70	\$1,806,597.44	\$3,432,216.70	\$0.00	\$1,806,597.44	\$3,432,216.70	\$3,227,936.82	\$204,279.88
1410	Aportaciones de seguridad social	\$4,607,051.16	\$0.00	\$4,607,051.16	\$3,250,287.34	\$1,356,763.82	\$3,250,287.34	\$0.00	\$1,356,763.82	\$3,250,287.34	\$3,056,191.58	\$194,095.76
1411	Aportaciones de seguridad social	\$4,607,051.16	\$0.00	\$4,607,051.16	\$3,250,287.34	\$1,356,763.82	\$3,250,287.34	\$0.00	\$1,356,763.82	\$3,250,287.34	\$3,056,191.58	\$194,095.76
1420	Aportaciones a fondos de vivienda	\$240,757.72	\$0.00	\$240,757.72	\$181,929.36	\$58,828.36	\$181,929.36	\$0.00	\$58,828.36	\$181,929.36	\$171,745.24	\$10,184.12
1421	Aportaciones a fondos de vivienda	\$240,757.72	\$0.00	\$240,757.72	\$181,929.36	\$58,828.36	\$181,929.36	\$0.00	\$58,828.36	\$181,929.36	\$171,745.24	\$10,184.12
1430	Aportaciones al sistema para el retiro	\$391,005.26	\$0.00	\$391,005.26	\$0.00	\$391,005.26	\$0.00	\$0.00	\$391,005.26	\$0.00	\$0.00	\$0.00
1431	Aportaciones al sistema para el retiro	\$391,005.26	\$0.00	\$391,005.26	\$0.00	\$391,005.26	\$0.00	\$0.00	\$391,005.26	\$0.00	\$0.00	\$0.00
1500	OTRAS PRESTACIONES SOCIALES Y ECONÓMICAS	\$4,154,678.64	-\$311,232.13	\$3,843,446.51	\$1,238,168.53	\$2,605,277.98	\$1,238,168.53	\$0.00	\$2,605,277.98	\$1,238,168.53	\$1,238,168.53	\$0.00
1520	Indemnizaciones	\$2,406,163.00	-\$311,232.13	\$2,094,930.87	\$8,256.46	\$2,086,674.41	\$8,256.46	\$0.00	\$2,086,674.41	\$8,256.46	\$8,256.46	\$0.00
1521	Indemnizaciones	\$2,406,163.00	-\$311,232.13	\$2,094,930.87	\$8,256.46	\$2,086,674.41	\$8,256.46	\$0.00	\$2,086,674.41	\$8,256.46	\$8,256.46	\$0.00
1590	Otras prestaciones sociales y económicas	\$1,748,515.64	\$0.00	\$1,748,515.64	\$1,229,912.07	\$518,603.57	\$1,229,912.07	\$0.00	\$518,603.57	\$1,229,912.07	\$1,229,912.07	\$0.00
1591	Otras prestaciones sociales y económicas	\$1,748,515.64	\$0.00	\$1,748,515.64	\$1,229,912.07	\$518,603.57	\$1,229,912.07	\$0.00	\$518,603.57	\$1,229,912.07	\$1,229,912.07	\$0.00
1700	PAGO DE ESTÍMULOS A SERVIDORES PÚBLICOS	\$204,246.60	\$171,279.06	\$375,525.66	\$166,263.49	\$209,262.17	\$166,263.49	\$0.00	\$209,262.17	\$166,263.49	\$166,263.49	\$0.00
1710	Estímulos	\$204,246.60	\$171,279.06	\$375,525.66	\$166,263.49	\$209,262.17	\$166,263.49	\$0.00	\$209,262.17	\$166,263.49	\$166,263.49	\$0.00
1711	Estímulos	\$204,246.60	\$171,279.06	\$375,525.66	\$166,263.49	\$209,262.17	\$166,263.49	\$0.00	\$209,262.17	\$166,263.49	\$166,263.49	\$0.00
2000	MATERIALES Y SUMINISTROS	\$3,682,986.08	\$2,136,249.79	\$5,819,235.87	\$3,176,902.96	\$2,642,332.91	\$3,176,902.96	\$0.00	\$2,642,332.91	\$3,176,902.96	\$3,168,765.65	\$8,137.31
2100	MATERIALES DE ADMINISTRACIÓN, EMISIÓN DE DOC	\$1,262,594.72	\$390,000.00	\$1,652,594.72	\$751,620.96	\$900,973.76	\$751,620.96	\$0.00	\$900,973.76	\$751,620.96	\$751,620.96	\$0.00
2110	Materiales, útiles y equipos menores de oficina	\$206,034.44	\$50,000.00	\$256,034.44	\$228,247.77	\$27,786.67	\$228,247.77	\$0.00	\$27,786.67	\$228,247.77	\$228,247.77	\$0.00
2111	Materiales, útiles y equipos menores de oficina	\$206,034.44	\$50,000.00	\$256,034.44	\$228,247.77	\$27,786.67	\$228,247.77	\$0.00	\$27,786.67	\$228,247.77	\$228,247.77	\$0.00
2120	Materiales y útiles de impresión y reproducción	\$78,398.72	\$30,000.00	\$108,398.72	\$29,858.40	\$78,540.32	\$29,858.40	\$0.00	\$78,540.32	\$29,858.40	\$29,858.40	\$0.00
2121	Materiales y útiles de impresión y reproducción	\$78,398.72	\$30,000.00	\$108,398.72	\$29,858.40	\$78,540.32	\$29,858.40	\$0.00	\$78,540.32	\$29,858.40	\$29,858.40	\$0.00
2140	Materiales, útiles y equipos menores de tecnología	\$270,000.00	\$0.00	\$270,000.00	\$126,674.96	\$143,325.04	\$126,674.96	\$0.00	\$143,325.04	\$126,674.96	\$126,674.96	\$0.00
2141	Materiales, útiles y equipos menores de tecnología	\$270,000.00	\$0.00	\$270,000.00	\$126,674.96	\$143,325.04	\$126,674.96	\$0.00	\$143,325.04	\$126,674.96	\$126,674.96	\$0.00
2150	Material impreso e información digital	\$122,400.00	\$50,000.00	\$172,400.00	\$33,408.00	\$138,992.00	\$33,408.00	\$0.00	\$138,992.00	\$33,408.00	\$33,408.00	\$0.00
2151	Material impreso e información digital	\$122,400.00	\$50,000.00	\$172,400.00	\$33,408.00	\$138,992.00	\$33,408.00	\$0.00	\$138,992.00	\$33,408.00	\$33,408.00	\$0.00



Objeto del Gasto		Aprobado	Ampliaciones / (Reducciones)	Presupuesto Vigente	Comprometido	Presupuesto Disponibile para Comprometer	Devengado	Comprometido No Devengado	Presupuesto Sin Devengar	Ejercido	Pagado	Cuentas por Pagar Deuda
2160	Material de limpieza	\$235,761.56	\$50,000.00	\$285,761.56	\$192,910.27	\$92,851.29	\$192,910.27	\$0.00	\$92,851.29	\$192,910.27	\$192,910.27	\$0.00
2161	Material de limpieza	\$235,761.56	\$50,000.00	\$285,761.56	\$192,910.27	\$92,851.29	\$192,910.27	\$0.00	\$92,851.29	\$192,910.27	\$192,910.27	\$0.00
2170	Materiales y útiles de enseñanza	\$300,000.00	\$200,000.00	\$500,000.00	\$136,246.96	\$363,753.04	\$136,246.96	\$0.00	\$363,753.04	\$136,246.96	\$136,246.96	\$0.00
2171	Materiales y útiles de enseñanza	\$300,000.00	\$200,000.00	\$500,000.00	\$136,246.96	\$363,753.04	\$136,246.96	\$0.00	\$363,753.04	\$136,246.96	\$136,246.96	\$0.00
2180	Materiales para el registro e identificación de bienes y per	\$50,000.00	\$10,000.00	\$60,000.00	\$4,274.60	\$55,725.40	\$4,274.60	\$0.00	\$55,725.40	\$4,274.60	\$4,274.60	\$0.00
2181	Materiales para el registro e identificación de bienes y per	\$50,000.00	\$10,000.00	\$60,000.00	\$4,274.60	\$55,725.40	\$4,274.60	\$0.00	\$55,725.40	\$4,274.60	\$4,274.60	\$0.00
2200	ALIMENTOS Y UTENSILIOS	\$350,000.00	\$150,000.00	\$500,000.00	\$194,392.09	\$307,505.91	\$194,392.09	\$0.00	\$305,607.91	\$192,494.09	\$194,392.09	\$0.00
2210	Productos alimenticios para personas	\$250,000.00	\$100,000.00	\$350,000.00	\$190,797.98	\$161,100.02	\$190,797.98	\$0.00	\$159,202.02	\$188,899.98	\$190,797.98	\$0.00
2211	Productos alimenticios para personas	\$250,000.00	\$100,000.00	\$350,000.00	\$190,797.98	\$161,100.02	\$190,797.98	\$0.00	\$159,202.02	\$188,899.98	\$190,797.98	\$0.00
2230	Utensilios para el servicio de alimentación	\$100,000.00	\$50,000.00	\$150,000.00	\$3,594.11	\$146,405.89	\$3,594.11	\$0.00	\$146,405.89	\$3,594.11	\$3,594.11	\$0.00
2231	Utensilios para el servicio de alimentación	\$100,000.00	\$50,000.00	\$150,000.00	\$3,594.11	\$146,405.89	\$3,594.11	\$0.00	\$146,405.89	\$3,594.11	\$3,594.11	\$0.00
2300	MATERIAS PRIMAS Y MATERIALES DE PRODUCCIÓN	\$0.00	\$2,404.52	\$2,404.52	\$2,384.62	\$19.90	\$2,384.62	\$0.00	\$19.90	\$2,384.62	\$2,384.62	\$0.00
2370	Productos de cuero, piel, plástico y hule adquiridos como	\$0.00	\$2,404.52	\$2,404.52	\$2,384.62	\$19.90	\$2,384.62	\$0.00	\$19.90	\$2,384.62	\$2,384.62	\$0.00
2371	Productos de cuero, piel, plástico y hule adquiridos como	\$0.00	\$2,404.52	\$2,404.52	\$2,384.62	\$19.90	\$2,384.62	\$0.00	\$19.90	\$2,384.62	\$2,384.62	\$0.00
2400	MATERIALES Y ARTÍCULOS DE CONSTRUCCIÓN Y DE	\$563,185.44	\$525,323.79	\$1,088,509.23	\$554,270.04	\$534,239.19	\$554,270.04	\$0.00	\$534,239.19	\$554,270.04	\$554,270.04	\$0.00
2410	Productos minerales no metálicos	\$147,635.04	-\$26,295.65	\$121,339.39	\$78,022.59	\$43,316.80	\$78,022.59	\$0.00	\$43,316.80	\$78,022.59	\$78,022.59	\$0.00
2411	Productos minerales no metálicos	\$147,635.04	-\$26,295.65	\$121,339.39	\$78,022.59	\$43,316.80	\$78,022.59	\$0.00	\$43,316.80	\$78,022.59	\$78,022.59	\$0.00
2420	Cemento y productos de concreto	\$90,000.00	\$0.00	\$90,000.00	\$23,026.51	\$66,973.49	\$23,026.51	\$0.00	\$66,973.49	\$23,026.51	\$23,026.51	\$0.00
2421	Cemento y productos de concreto	\$90,000.00	\$0.00	\$90,000.00	\$23,026.51	\$66,973.49	\$23,026.51	\$0.00	\$66,973.49	\$23,026.51	\$23,026.51	\$0.00
2430	Cal, yeso y productos de yeso	\$23,220.00	\$0.00	\$23,220.00	\$4,094.50	\$19,125.50	\$4,094.50	\$0.00	\$19,125.50	\$4,094.50	\$4,094.50	\$0.00
2431	Cal, yeso y productos de yeso	\$23,220.00	\$0.00	\$23,220.00	\$4,094.50	\$19,125.50	\$4,094.50	\$0.00	\$19,125.50	\$4,094.50	\$4,094.50	\$0.00
2440	Madera y productos de madera	\$63,890.40	\$108,105.34	\$171,995.74	\$38,457.67	\$133,538.07	\$38,457.67	\$0.00	\$133,538.07	\$38,457.67	\$38,457.67	\$0.00
2441	Madera y productos de madera	\$63,890.40	\$108,105.34	\$171,995.74	\$38,457.67	\$133,538.07	\$38,457.67	\$0.00	\$133,538.07	\$38,457.67	\$38,457.67	\$0.00
2450	Vidrio y productos de vidrio	\$4,000.00	\$45,000.00	\$49,000.00	\$174.00	\$48,826.00	\$174.00	\$0.00	\$48,826.00	\$174.00	\$174.00	\$0.00
2451	Vidrio y productos de vidrio	\$4,000.00	\$45,000.00	\$49,000.00	\$174.00	\$48,826.00	\$174.00	\$0.00	\$48,826.00	\$174.00	\$174.00	\$0.00
2460	Material eléctrico y electrónico	\$112,000.00	\$80,352.43	\$192,352.43	\$115,414.62	\$76,937.81	\$115,414.62	\$0.00	\$76,937.81	\$115,414.62	\$115,414.62	\$0.00
2461	Material eléctrico y electrónico	\$112,000.00	\$80,352.43	\$192,352.43	\$115,414.62	\$76,937.81	\$115,414.62	\$0.00	\$76,937.81	\$115,414.62	\$115,414.62	\$0.00
2470	Artículos metálicos para la construcción	\$70,000.00	\$37,842.37	\$107,842.37	\$107,283.77	\$558.60	\$107,283.77	\$0.00	\$558.60	\$107,283.77	\$107,283.77	\$0.00
2471	Artículos metálicos para la construcción	\$70,000.00	\$37,842.37	\$107,842.37	\$107,283.77	\$558.60	\$107,283.77	\$0.00	\$558.60	\$107,283.77	\$107,283.77	\$0.00
2480	Materiales complementarios	\$39,400.00	\$82,810.08	\$122,210.08	\$24,097.94	\$98,112.14	\$24,097.94	\$0.00	\$98,112.14	\$24,097.94	\$24,097.94	\$0.00
2481	Materiales complementarios	\$39,400.00	\$82,810.08	\$122,210.08	\$24,097.94	\$98,112.14	\$24,097.94	\$0.00	\$98,112.14	\$24,097.94	\$24,097.94	\$0.00
2490	Otros materiales y artículos de construcción y reparación	\$13,040.00	\$197,509.22	\$210,549.22	\$163,698.44	\$46,850.78	\$163,698.44	\$0.00	\$46,850.78	\$163,698.44	\$163,698.44	\$0.00
2491	Otros materiales y artículos de construcción y reparación	\$13,040.00	\$197,509.22	\$210,549.22	\$163,698.44	\$46,850.78	\$163,698.44	\$0.00	\$46,850.78	\$163,698.44	\$163,698.44	\$0.00
2500	PRODUCTOS QUÍMICOS, FARMACÉUTICOS Y DE LABI	\$454,189.38	\$29,963.30	\$484,152.68	\$133,956.64	\$350,196.04	\$133,956.64	\$0.00	\$350,196.04	\$133,956.64	\$133,956.64	\$0.00
2510	Productos químicos básicos	\$78,620.00	-\$10,000.00	\$68,620.00	\$9,357.03	\$59,262.97	\$9,357.03	\$0.00	\$59,262.97	\$9,357.03	\$9,357.03	\$0.00





Usr: subplaneacion
Rep: rptEstadoPresupuestoEgresos

Instituto Tecnológico Superior de Tepeaca Estado de Puebla

Estado del Ejercicio del Presupuesto por Capítulo del Gasto Al 31/ago/2019

Fecha y hora de Impresión | 11/sep/2019
04:30 p.m.

Objeto del Gasto		Aprobado	Ampliaciones / (Reducciones)	Presupuesto Vigente	Comprometido	Presupuesto Disponibile para Comprometer	Devengado	Comprometido No Devengado	Presupuesto Sin Devengar	Ejercido	Pagado	Cuentas por Pagar Deuda
2511	Productos químicos básicos	\$78,620.00	-\$10,000.00	\$68,620.00	\$9,357.03	\$59,262.97	\$9,357.03	\$0.00	\$59,262.97	\$9,357.03	\$9,357.03	\$0.00
2520	Fertilizantes, pesticidas y otros agroquímicos	\$48,914.00	-\$9,820.50	\$39,093.50	\$12,176.01	\$26,917.49	\$12,176.01	\$0.00	\$26,917.49	\$12,176.01	\$12,176.01	\$0.00
2521	Fertilizantes, pesticidas y otros agroquímicos	\$48,914.00	-\$9,820.50	\$39,093.50	\$12,176.01	\$26,917.49	\$12,176.01	\$0.00	\$26,917.49	\$12,176.01	\$12,176.01	\$0.00
2530	Medicinas y productos farmacéuticos	\$54,782.00	\$0.00	\$54,782.00	\$26,342.70	\$28,439.30	\$26,342.70	\$0.00	\$28,439.30	\$26,342.70	\$26,342.70	\$0.00
2531	Medicinas y productos farmacéuticos	\$54,782.00	\$0.00	\$54,782.00	\$26,342.70	\$28,439.30	\$26,342.70	\$0.00	\$28,439.30	\$26,342.70	\$26,342.70	\$0.00
2540	Materiales, accesorios y suministros médicos	\$22,650.00	\$0.00	\$22,650.00	\$3,814.03	\$18,835.97	\$3,814.03	\$0.00	\$18,835.97	\$3,814.03	\$3,814.03	\$0.00
2541	Materiales, accesorios y suministros médicos	\$22,650.00	\$0.00	\$22,650.00	\$3,814.03	\$18,835.97	\$3,814.03	\$0.00	\$18,835.97	\$3,814.03	\$3,814.03	\$0.00
2550	Materiales, accesorios y suministros de laboratorio	\$111,743.38	\$11,783.80	\$123,527.18	\$22,060.21	\$101,466.97	\$22,060.21	\$0.00	\$101,466.97	\$22,060.21	\$22,060.21	\$0.00
2551	Materiales, accesorios y suministros de laboratorio	\$111,743.38	\$11,783.80	\$123,527.18	\$22,060.21	\$101,466.97	\$22,060.21	\$0.00	\$101,466.97	\$22,060.21	\$22,060.21	\$0.00
2560	Fibras sintéticas, hules, plásticos y derivados	\$31,480.00	\$0.00	\$31,480.00	\$21,058.34	\$10,421.66	\$21,058.34	\$0.00	\$10,421.66	\$21,058.34	\$21,058.34	\$0.00
2561	Fibras sintéticas, hules, plásticos y derivados	\$31,480.00	\$0.00	\$31,480.00	\$21,058.34	\$10,421.66	\$21,058.34	\$0.00	\$10,421.66	\$21,058.34	\$21,058.34	\$0.00
2590	Otros productos químicos	\$106,000.00	\$38,000.00	\$144,000.00	\$39,148.32	\$104,851.68	\$39,148.32	\$0.00	\$104,851.68	\$39,148.32	\$39,148.32	\$0.00
2591	Otros productos químicos	\$106,000.00	\$38,000.00	\$144,000.00	\$39,148.32	\$104,851.68	\$39,148.32	\$0.00	\$104,851.68	\$39,148.32	\$39,148.32	\$0.00
2600	COMBUSTIBLES, LUBRICANTES Y ADITIVOS	\$288,500.00	\$141,737.35	\$430,237.35	\$416,948.14	\$13,289.21	\$416,948.14	\$0.00	\$13,289.21	\$416,948.14	\$408,810.65	\$8,137.49
2610	Combustibles, lubricantes y aditivos	\$288,500.00	\$141,737.35	\$430,237.35	\$416,948.14	\$13,289.21	\$416,948.14	\$0.00	\$13,289.21	\$416,948.14	\$408,810.65	\$8,137.49
2611	Combustibles	\$250,000.00	\$159,422.46	\$409,422.46	\$404,817.95	\$4,604.51	\$404,817.95	\$0.00	\$4,604.51	\$404,817.95	\$396,680.46	\$8,137.49
2612	Lubricantes y Aditivos	\$38,500.00	-\$17,685.11	\$20,814.89	\$12,130.19	\$8,684.70	\$12,130.19	\$0.00	\$8,684.70	\$12,130.19	\$12,130.19	\$0.00
2700	VESTUARIO, BLANCOS, PRENDAS DE PROTECCIÓN Y	\$243,184.54	\$118,820.50	\$362,005.04	\$149,610.97	\$212,394.07	\$149,610.97	\$0.00	\$212,394.07	\$149,610.97	\$149,610.97	\$0.00
2710	Vestuario y uniformes	\$110,000.00	\$98,820.50	\$208,820.50	\$109,680.00	\$99,140.50	\$109,680.00	\$0.00	\$99,140.50	\$109,680.00	\$109,680.00	\$0.00
2711	Vestuario y uniformes	\$110,000.00	\$98,820.50	\$208,820.50	\$109,680.00	\$99,140.50	\$109,680.00	\$0.00	\$99,140.50	\$109,680.00	\$109,680.00	\$0.00
2720	Prendas de seguridad y protección personal	\$46,680.00	\$25,000.00	\$71,680.00	\$850.57	\$70,829.43	\$850.57	\$0.00	\$70,829.43	\$850.57	\$850.57	\$0.00
2721	Prendas de seguridad y protección personal	\$46,680.00	\$25,000.00	\$71,680.00	\$850.57	\$70,829.43	\$850.57	\$0.00	\$70,829.43	\$850.57	\$850.57	\$0.00
2730	Artículos deportivos	\$86,504.54	-\$5,000.00	\$81,504.54	\$39,080.40	\$42,424.14	\$39,080.40	\$0.00	\$42,424.14	\$39,080.40	\$39,080.40	\$0.00
2731	Artículos deportivos	\$86,504.54	-\$5,000.00	\$81,504.54	\$39,080.40	\$42,424.14	\$39,080.40	\$0.00	\$42,424.14	\$39,080.40	\$39,080.40	\$0.00
2900	HERRAMIENTAS, REFACCIONES Y ACCESORIOS MEN	\$521,332.00	\$778,000.33	\$1,299,332.33	\$973,719.50	\$323,714.83	\$973,719.50	\$0.00	\$323,714.83	\$973,719.50	\$973,719.68	-\$0.18
2910	Herramientas menores	\$93,906.68	\$30,000.00	\$123,906.68	\$53,932.57	\$68,076.11	\$53,932.57	\$0.00	\$68,076.11	\$55,830.57	\$53,932.57	\$0.00
2911	Herramientas menores	\$93,906.68	\$30,000.00	\$123,906.68	\$53,932.57	\$68,076.11	\$53,932.57	\$0.00	\$68,076.11	\$55,830.57	\$53,932.57	\$0.00
2920	Refacciones y accesorios menores de edificios	\$83,194.44	\$13,150.14	\$96,344.58	\$22,061.93	\$74,282.65	\$22,061.93	\$0.00	\$74,282.65	\$22,061.93	\$22,061.93	\$0.00
2921	Refacciones y accesorios menores de edificios	\$83,194.44	\$13,150.14	\$96,344.58	\$22,061.93	\$74,282.65	\$22,061.93	\$0.00	\$74,282.65	\$22,061.93	\$22,061.93	\$0.00
2930	Refacciones y accesorios menores de mobiliario	\$30,464.00	\$30,000.00	\$60,464.00	\$2,964.38	\$57,499.62	\$2,964.38	\$0.00	\$57,499.62	\$2,964.38	\$2,964.38	\$0.00
2931	Refacciones y accesorios menores de mobiliario	\$30,464.00	\$30,000.00	\$60,464.00	\$2,964.38	\$57,499.62	\$2,964.38	\$0.00	\$57,499.62	\$2,964.38	\$2,964.38	\$0.00
2940	Refacciones y accesorios menores de equipo de cómputo	\$170,036.48	\$640,850.19	\$810,886.67	\$739,213.98	\$71,672.69	\$739,213.98	\$0.00	\$71,672.69	\$739,213.98	\$739,214.16	-\$0.18
2941	Refacciones y accesorios menores de equipo de cómputo	\$170,036.48	\$640,850.19	\$810,886.67	\$739,213.98	\$71,672.69	\$739,213.98	\$0.00	\$71,672.69	\$739,213.98	\$739,214.16	-\$0.18
2960	Refacciones y accesorios menores de equipo de transporte	\$60,000.00	\$52,459.48	\$112,459.48	\$111,432.47	\$1,027.01	\$111,432.47	\$0.00	\$1,027.01	\$111,432.47	\$111,432.47	\$0.00
2961	Refacciones y accesorios menores de equipo de transporte	\$60,000.00	\$52,459.48	\$112,459.48	\$111,432.47	\$1,027.01	\$111,432.47	\$0.00	\$1,027.01	\$111,432.47	\$111,432.47	\$0.00



Objeto del Gasto		Aprobado	Ampliaciones / (Reducciones)	Presupuesto Vigente	Comprometido	Presupuesto Disponibile para Comprometer	Devengado	Comprometido No Devengado	Presupuesto Sin Devengar	Ejercido	Pagado	Cuentas por Pagar Deuda
2980	Refacciones y accesorios menores de maquinaria y otros	\$43,730.40	-\$6,530.68	\$37,199.72	\$5,479.97	\$31,719.75	\$5,479.97	\$0.00	\$31,719.75	\$5,479.97	\$5,479.97	\$0.00
2981	Refacciones y accesorios menores de maquinaria y otros	\$43,730.40	-\$6,530.68	\$37,199.72	\$5,479.97	\$31,719.75	\$5,479.97	\$0.00	\$31,719.75	\$5,479.97	\$5,479.97	\$0.00
2990	Refacciones y accesorios menores otros bienes muebles	\$40,000.00	\$18,071.20	\$58,071.20	\$38,634.20	\$19,437.00	\$38,634.20	\$0.00	\$19,437.00	\$38,634.20	\$38,634.20	\$0.00
2991	Refacciones y accesorios menores otros bienes muebles	\$40,000.00	\$18,071.20	\$58,071.20	\$38,634.20	\$19,437.00	\$38,634.20	\$0.00	\$19,437.00	\$38,634.20	\$38,634.20	\$0.00
3000	SERVICIOS GENERALES	\$5,814,835.40	\$4,226,759.59	\$10,041,594.99	\$5,852,715.23	\$4,188,879.76	\$5,837,846.15	\$14,869.08	\$4,203,748.84	\$5,837,846.15	\$5,792,000.28	\$45,845.87
3100	SERVICIOS BÁSICOS	\$540,171.48	\$53,600.00	\$593,771.48	\$332,909.21	\$260,862.27	\$332,909.21	\$0.00	\$260,862.27	\$332,909.21	\$332,909.21	\$0.00
3110	Energía eléctrica	\$182,400.00	\$40,000.00	\$222,400.00	\$134,233.00	\$88,167.00	\$134,233.00	\$0.00	\$88,167.00	\$134,233.00	\$134,233.00	\$0.00
3111	Energía eléctrica	\$182,400.00	\$40,000.00	\$222,400.00	\$134,233.00	\$88,167.00	\$134,233.00	\$0.00	\$88,167.00	\$134,233.00	\$134,233.00	\$0.00
3120	Gas	\$19,256.00	\$13,600.00	\$32,856.00	\$13,475.22	\$19,380.78	\$13,475.22	\$0.00	\$19,380.78	\$13,475.22	\$13,475.22	\$0.00
3121	Gas	\$19,256.00	\$13,600.00	\$32,856.00	\$13,475.22	\$19,380.78	\$13,475.22	\$0.00	\$19,380.78	\$13,475.22	\$13,475.22	\$0.00
3140	Telefonía tradicional	\$41,683.48	\$0.00	\$41,683.48	\$4,945.99	\$36,737.49	\$4,945.99	\$0.00	\$36,737.49	\$4,945.99	\$4,945.99	\$0.00
3141	Telefonía tradicional	\$41,683.48	\$0.00	\$41,683.48	\$4,945.99	\$36,737.49	\$4,945.99	\$0.00	\$36,737.49	\$4,945.99	\$4,945.99	\$0.00
3150	Telefonía celular	\$11,582.00	\$0.00	\$11,582.00	\$0.00	\$11,582.00	\$0.00	\$0.00	\$11,582.00	\$0.00	\$0.00	\$0.00
3151	Telefonía celular	\$11,582.00	\$0.00	\$11,582.00	\$0.00	\$11,582.00	\$0.00	\$0.00	\$11,582.00	\$0.00	\$0.00	\$0.00
3170	Servicios de acceso de Internet, redes y procesamiento d	\$280,000.00	\$0.00	\$280,000.00	\$179,800.00	\$100,200.00	\$179,800.00	\$0.00	\$100,200.00	\$179,800.00	\$179,800.00	\$0.00
3171	Servicios de acceso de Internet, redes y procesamiento d	\$280,000.00	\$0.00	\$280,000.00	\$179,800.00	\$100,200.00	\$179,800.00	\$0.00	\$100,200.00	\$179,800.00	\$179,800.00	\$0.00
3180	Servicios postales y telegráficos	\$5,250.00	\$0.00	\$5,250.00	\$455.00	\$4,795.00	\$455.00	\$0.00	\$4,795.00	\$455.00	\$455.00	\$0.00
3181	Servicios postales y telegráficos	\$5,250.00	\$0.00	\$5,250.00	\$455.00	\$4,795.00	\$455.00	\$0.00	\$4,795.00	\$455.00	\$455.00	\$0.00
3200	SERVICIOS DE ARRENDAMIENTO	\$415,940.00	\$11,039.50	\$426,979.50	\$305,863.08	\$121,116.42	\$292,894.08	\$12,969.00	\$134,085.42	\$292,894.08	\$292,894.07	\$0.01
3220	Arrendamiento de edificios	\$0.00	\$17,886.91	\$17,886.91	\$17,886.91	\$0.00	\$17,886.91	\$0.00	\$0.00	\$17,886.91	\$17,886.90	\$0.01
3221	Arrendamiento de edificios	\$0.00	\$17,886.91	\$17,886.91	\$17,886.91	\$0.00	\$17,886.91	\$0.00	\$0.00	\$17,886.91	\$17,886.90	\$0.01
3230	Arrendamiento de mobiliario y equipo de administración, €	\$70,940.00	\$20,000.00	\$90,940.00	\$59,999.99	\$30,940.01	\$59,999.99	\$0.00	\$30,940.01	\$59,999.99	\$59,999.99	\$0.00
3231	Arrendamiento de mobiliario y equipo de administración, €	\$70,940.00	\$20,000.00	\$90,940.00	\$59,999.99	\$30,940.01	\$59,999.99	\$0.00	\$30,940.01	\$59,999.99	\$59,999.99	\$0.00
3260	Arrendamiento de maquinaria, otros equipos y herramient	\$50,000.00	\$0.00	\$50,000.00	\$36,414.00	\$13,586.00	\$36,414.00	\$0.00	\$13,586.00	\$36,414.00	\$36,414.00	\$0.00
3261	Arrendamiento de maquinaria, otros equipos y herramient	\$50,000.00	\$0.00	\$50,000.00	\$36,414.00	\$13,586.00	\$36,414.00	\$0.00	\$13,586.00	\$36,414.00	\$36,414.00	\$0.00
3270	Arrendamiento de activos intangibles	\$255,000.00	-\$26,847.41	\$228,152.59	\$168,088.06	\$60,064.53	\$155,119.06	\$12,969.00	\$73,033.53	\$155,119.06	\$155,119.06	\$0.00
3271	Arrendamiento de activos intangibles	\$255,000.00	-\$26,847.41	\$228,152.59	\$168,088.06	\$60,064.53	\$155,119.06	\$12,969.00	\$73,033.53	\$155,119.06	\$155,119.06	\$0.00
3290	Otros arrendamientos	\$40,000.00	\$0.00	\$40,000.00	\$23,474.12	\$16,525.88	\$23,474.12	\$0.00	\$16,525.88	\$23,474.12	\$23,474.12	\$0.00
3291	Otros arrendamientos	\$40,000.00	\$0.00	\$40,000.00	\$23,474.12	\$16,525.88	\$23,474.12	\$0.00	\$16,525.88	\$23,474.12	\$23,474.12	\$0.00
3300	SERVICIOS PROFESIONALES, CIENTÍFICOS, TÉCNICO	\$1,958,310.48	\$3,850,557.99	\$5,808,868.47	\$3,422,314.37	\$2,386,554.10	\$3,422,314.37	\$0.00	\$2,386,554.10	\$3,422,314.37	\$3,422,314.37	\$0.00
3310	Servicios legales, de contabilidad, auditoría y relacionado	\$800,000.00	\$402,700.00	\$1,202,700.00	\$1,064,872.04	\$137,827.96	\$1,064,872.04	\$0.00	\$137,827.96	\$1,064,872.04	\$1,064,872.04	\$0.00
3311	Servicios legales, de contabilidad, auditoría y relacionado	\$800,000.00	\$402,700.00	\$1,202,700.00	\$1,064,872.04	\$137,827.96	\$1,064,872.04	\$0.00	\$137,827.96	\$1,064,872.04	\$1,064,872.04	\$0.00
3340	Servicios de capacitación	\$240,000.00	\$3,299,576.79	\$3,539,576.79	\$1,866,612.44	\$1,672,964.35	\$1,866,612.44	\$0.00	\$1,672,964.35	\$1,866,612.44	\$1,866,612.44	\$0.00
3341	Servicios de capacitación	\$240,000.00	\$3,299,576.79	\$3,539,576.79	\$1,866,612.44	\$1,672,964.35	\$1,866,612.44	\$0.00	\$1,672,964.35	\$1,866,612.44	\$1,866,612.44	\$0.00
3350	Servicios de investigación científica y desarrollo	\$0.00	\$139,281.20	\$139,281.20	\$139,281.20	\$0.00	\$139,281.20	\$0.00	\$0.00	\$139,281.20	\$139,281.20	\$0.00



Objeto del Gasto		Aprobado	Ampliaciones / (Reducciones)	Presupuesto Vigente	Comprometido	Presupuesto Disponibile para Comprometer	Devengado	Comprometido No Devengado	Presupuesto Sin Devengar	Ejercido	Pagado	Cuentas por Pagar Deuda
3351	Servicios de investigación científica y desarrollo	\$0.00	\$139,281.20	\$139,281.20	\$139,281.20	\$0.00	\$139,281.20	\$0.00	\$0.00	\$139,281.20	\$139,281.20	\$0.00
3360	Servicios de apoyo administrativo, fotocopiado e impresió	\$120,134.48	\$9,000.00	\$129,134.48	\$21,068.69	\$108,065.79	\$21,068.69	\$0.00	\$108,065.79	\$21,068.69	\$21,068.69	\$0.00
3361	Servicios de apoyo administrativo, fotocopiado e impresió	\$120,134.48	\$9,000.00	\$129,134.48	\$21,068.69	\$108,065.79	\$21,068.69	\$0.00	\$108,065.79	\$21,068.69	\$21,068.69	\$0.00
3370	Servicios de protección y seguridad	\$9,292.00	\$0.00	\$9,292.00	\$0.00	\$9,292.00	\$0.00	\$0.00	\$9,292.00	\$0.00	\$0.00	\$0.00
3371	Servicios de protección y seguridad	\$9,292.00	\$0.00	\$9,292.00	\$0.00	\$9,292.00	\$0.00	\$0.00	\$9,292.00	\$0.00	\$0.00	\$0.00
3380	Servicios de vigilancia	\$788,884.00	\$0.00	\$788,884.00	\$330,480.00	\$458,404.00	\$330,480.00	\$0.00	\$458,404.00	\$330,480.00	\$330,480.00	\$0.00
3381	Servicios de vigilancia	\$788,884.00	\$0.00	\$788,884.00	\$330,480.00	\$458,404.00	\$330,480.00	\$0.00	\$458,404.00	\$330,480.00	\$330,480.00	\$0.00
3400	SERVICIOS FINANCIEROS, BANCARIOS Y	\$263,475.94	\$15,914.72	\$279,390.66	\$206,691.33	\$72,699.33	\$206,691.33	\$0.00	\$72,699.33	\$206,691.33	\$206,691.33	\$0.00
3410	Servicios financieros y bancarios	\$61,000.00	\$0.00	\$61,000.00	\$22,948.57	\$38,051.43	\$22,948.57	\$0.00	\$38,051.43	\$22,948.57	\$22,948.57	\$0.00
3411	Servicios financieros y bancarios	\$61,000.00	\$0.00	\$61,000.00	\$22,948.57	\$38,051.43	\$22,948.57	\$0.00	\$38,051.43	\$22,948.57	\$22,948.57	\$0.00
3450	Seguro de bienes patrimoniales	\$122,475.94	\$4,414.72	\$126,890.66	\$122,170.61	\$4,720.05	\$122,170.61	\$0.00	\$4,720.05	\$122,170.61	\$122,170.61	\$0.00
3451	Seguro de bienes patrimoniales	\$122,475.94	\$4,414.72	\$126,890.66	\$122,170.61	\$4,720.05	\$122,170.61	\$0.00	\$4,720.05	\$122,170.61	\$122,170.61	\$0.00
3470	Fletes y maniobras	\$0.00	\$1,500.00	\$1,500.00	\$1,209.97	\$290.03	\$1,209.97	\$0.00	\$290.03	\$1,209.97	\$1,209.97	\$0.00
3471	Fletes y maniobras	\$0.00	\$1,500.00	\$1,500.00	\$1,209.97	\$290.03	\$1,209.97	\$0.00	\$290.03	\$1,209.97	\$1,209.97	\$0.00
3480	Comisiones por ventas	\$80,000.00	\$10,000.00	\$90,000.00	\$60,362.18	\$29,637.82	\$60,362.18	\$0.00	\$29,637.82	\$60,362.18	\$60,362.18	\$0.00
3481	Comisiones por ventas	\$80,000.00	\$10,000.00	\$90,000.00	\$60,362.18	\$29,637.82	\$60,362.18	\$0.00	\$29,637.82	\$60,362.18	\$60,362.18	\$0.00
3500	SERVICIOS DE INSTALACIÓN, REPARACIÓN, MANTEN	\$663,514.88	\$171,010.00	\$834,524.88	\$674,381.03	\$160,143.85	\$672,480.95	\$1,900.08	\$162,043.93	\$672,480.95	\$672,480.95	\$0.00
3510	Conservación y mantenimiento menor de inmuebles	\$263,369.20	\$154,216.47	\$417,585.67	\$417,585.67	\$0.00	\$417,585.67	\$0.00	\$0.00	\$417,585.67	\$417,585.67	\$0.00
3511	Conservación y mantenimiento menor de inmuebles	\$263,369.20	\$154,216.47	\$417,585.67	\$417,585.67	\$0.00	\$417,585.67	\$0.00	\$0.00	\$417,585.67	\$417,585.67	\$0.00
3520	Instalación, reparación y mantenimiento de mobiliario y ex	\$75,327.48	\$26,596.90	\$101,924.38	\$69,432.32	\$32,492.06	\$69,432.32	\$0.00	\$32,492.06	\$69,432.32	\$69,432.32	\$0.00
3521	Instalación, reparación y mantenimiento de mobiliario y ex	\$75,327.48	\$26,596.90	\$101,924.38	\$69,432.32	\$32,492.06	\$69,432.32	\$0.00	\$32,492.06	\$69,432.32	\$69,432.32	\$0.00
3530	Instalación, reparación y mantenimiento de equipo de cón	\$63,234.00	\$4,981.80	\$68,215.80	\$42,340.00	\$25,875.80	\$42,340.00	\$0.00	\$25,875.80	\$42,340.00	\$42,340.00	\$0.00
3531	Instalación, reparación y mantenimiento de equipo de cón	\$63,234.00	\$4,981.80	\$68,215.80	\$42,340.00	\$25,875.80	\$42,340.00	\$0.00	\$25,875.80	\$42,340.00	\$42,340.00	\$0.00
3550	Reparación y mantenimiento de equipo de transporte	\$75,336.98	\$13,026.87	\$88,363.85	\$40,415.04	\$47,948.81	\$38,514.96	\$1,900.08	\$49,848.89	\$38,514.96	\$38,514.96	\$0.00
3551	Reparación y mantenimiento de equipo de transporte	\$75,336.98	\$13,026.87	\$88,363.85	\$40,415.04	\$47,948.81	\$38,514.96	\$1,900.08	\$49,848.89	\$38,514.96	\$38,514.96	\$0.00
3570	Instalación, reparación y mantenimiento de maquinaria, o	\$33,679.48	\$33,885.26	\$67,564.74	\$47,328.00	\$20,236.74	\$47,328.00	\$0.00	\$20,236.74	\$47,328.00	\$47,328.00	\$0.00
3571	Instalación, reparación y mantenimiento de maquinaria, o	\$33,679.48	\$33,885.26	\$67,564.74	\$47,328.00	\$20,236.74	\$47,328.00	\$0.00	\$20,236.74	\$47,328.00	\$47,328.00	\$0.00
3580	Servicios de limpieza y manejo de desechos	\$64,847.62	-\$44,041.98	\$20,805.64	\$0.00	\$20,805.64	\$0.00	\$0.00	\$20,805.64	\$0.00	\$0.00	\$0.00
3581	Servicios de limpieza y manejo de desechos	\$64,847.62	-\$44,041.98	\$20,805.64	\$0.00	\$20,805.64	\$0.00	\$0.00	\$20,805.64	\$0.00	\$0.00	\$0.00
3590	Servicios de jardinería y fumigación	\$87,720.12	-\$17,655.32	\$70,064.80	\$57,280.00	\$12,784.80	\$57,280.00	\$0.00	\$12,784.80	\$57,280.00	\$57,280.00	\$0.00
3591	Servicios de jardinería y fumigación	\$87,720.12	-\$17,655.32	\$70,064.80	\$57,280.00	\$12,784.80	\$57,280.00	\$0.00	\$12,784.80	\$57,280.00	\$57,280.00	\$0.00
3600	SERVICIOS DE COMUNICACIÓN SOCIAL Y PUBLICIDA	\$200,000.00	\$0.00	\$200,000.00	\$46,794.21	\$153,205.79	\$46,794.21	\$0.00	\$153,205.79	\$46,794.21	\$46,794.21	\$0.00
3610	Difusión por radio, televisión y otros medios de mensajes	\$200,000.00	\$0.00	\$200,000.00	\$46,794.21	\$153,205.79	\$46,794.21	\$0.00	\$153,205.79	\$46,794.21	\$46,794.21	\$0.00
3611	Difusión por radio, televisión y otros medios de mensajes	\$200,000.00	\$0.00	\$200,000.00	\$46,794.21	\$153,205.79	\$46,794.21	\$0.00	\$153,205.79	\$46,794.21	\$46,794.21	\$0.00
3700	SERVICIOS DE TRASLADO Y VIÁTICOS	\$314,966.68	\$0.00	\$314,966.68	\$153,244.43	\$161,722.25	\$153,244.43	\$0.00	\$161,722.25	\$153,244.43	\$153,244.43	\$0.00



Objeto del Gasto		Aprobado	Ampliaciones / (Reducciones)	Presupuesto Vigente	Comprometido	Presupuesto Disponibile para Comprometer	Devengado	Comprometido No Devengado	Presupuesto Sin Devengar	Ejercido	Pagado	Cuentas por Pagar Deuda
3710	Pasajes aéreos	\$50,000.00	\$0.00	\$50,000.00	\$14,778.00	\$35,222.00	\$14,778.00	\$0.00	\$35,222.00	\$14,778.00	\$14,778.00	\$0.00
3711	Pasajes Aéreos Nacionales	\$50,000.00	\$0.00	\$50,000.00	\$14,778.00	\$35,222.00	\$14,778.00	\$0.00	\$35,222.00	\$14,778.00	\$14,778.00	\$0.00
3720	Pasajes terrestres	\$61,293.84	\$0.00	\$61,293.84	\$24,995.70	\$36,298.14	\$24,995.70	\$0.00	\$36,298.14	\$24,995.70	\$24,995.70	\$0.00
3721	Pasajes terrestres Nacionales	\$61,293.84	\$0.00	\$61,293.84	\$24,995.70	\$36,298.14	\$24,995.70	\$0.00	\$36,298.14	\$24,995.70	\$24,995.70	\$0.00
3750	Viáticos en el país	\$197,672.84	-\$4,430.00	\$193,242.84	\$105,225.73	\$88,017.11	\$105,225.73	\$0.00	\$88,017.11	\$105,225.73	\$105,225.73	\$0.00
3751	Viáticos en el país	\$197,672.84	-\$4,430.00	\$193,242.84	\$105,225.73	\$88,017.11	\$105,225.73	\$0.00	\$88,017.11	\$105,225.73	\$105,225.73	\$0.00
3780	Servicios integrales de traslado y viáticos	\$6,000.00	\$4,430.00	\$10,430.00	\$8,245.00	\$2,185.00	\$8,245.00	\$0.00	\$2,185.00	\$8,245.00	\$8,245.00	\$0.00
3781	Servicios integrales de traslado y viáticos	\$6,000.00	\$4,430.00	\$10,430.00	\$8,245.00	\$2,185.00	\$8,245.00	\$0.00	\$2,185.00	\$8,245.00	\$8,245.00	\$0.00
3800	SERVICIOS OFICIALES	\$253,495.88	\$58,618.00	\$312,113.88	\$129,506.79	\$182,607.09	\$129,506.79	\$0.00	\$182,607.09	\$129,506.79	\$129,506.79	\$0.00
3820	Gastos de orden social y cultural	\$120,451.88	\$60,118.00	\$180,569.88	\$120,342.79	\$60,227.09	\$120,342.79	\$0.00	\$60,227.09	\$120,342.79	\$120,342.79	\$0.00
3821	Gastos de orden social y cultural	\$120,451.88	\$60,118.00	\$180,569.88	\$120,342.79	\$60,227.09	\$120,342.79	\$0.00	\$60,227.09	\$120,342.79	\$120,342.79	\$0.00
3830	Congresos y convenciones	\$133,044.00	-\$1,500.00	\$131,544.00	\$9,164.00	\$122,380.00	\$9,164.00	\$0.00	\$122,380.00	\$9,164.00	\$9,164.00	\$0.00
3831	Congresos y convenciones	\$133,044.00	-\$1,500.00	\$131,544.00	\$9,164.00	\$122,380.00	\$9,164.00	\$0.00	\$122,380.00	\$9,164.00	\$9,164.00	\$0.00
3900	OTROS SERVICIOS GENERALES	\$1,204,960.06	\$66,019.38	\$1,270,979.44	\$581,010.78	\$689,968.66	\$581,010.78	\$0.00	\$689,968.66	\$581,010.78	\$535,164.92	\$45,845.86
3920	Impuestos y derechos	\$300,000.00	-\$74,153.36	\$225,846.64	\$78,956.42	\$146,890.22	\$78,956.42	\$0.00	\$146,890.22	\$78,956.42	\$78,956.42	\$0.00
3921	Impuestos y derechos	\$300,000.00	-\$74,153.36	\$225,846.64	\$78,956.42	\$146,890.22	\$78,956.42	\$0.00	\$146,890.22	\$78,956.42	\$78,956.42	\$0.00
3980	Impuesto sobre nóminas y otros que se deriven de una re	\$779,960.06	\$0.00	\$779,960.06	\$403,401.00	\$376,559.06	\$403,401.00	\$0.00	\$376,559.06	\$403,401.00	\$357,555.14	\$45,845.86
3981	Impuesto sobre nóminas y otros que se deriven de una re	\$779,960.06	\$0.00	\$779,960.06	\$403,401.00	\$376,559.06	\$403,401.00	\$0.00	\$376,559.06	\$403,401.00	\$357,555.14	\$45,845.86
3990	Otros servicios generales	\$125,000.00	\$140,172.74	\$265,172.74	\$98,653.36	\$166,519.38	\$98,653.36	\$0.00	\$166,519.38	\$98,653.36	\$98,653.36	\$0.00
3991	Otros servicios generales	\$125,000.00	\$140,172.74	\$265,172.74	\$98,653.36	\$166,519.38	\$98,653.36	\$0.00	\$166,519.38	\$98,653.36	\$98,653.36	\$0.00
4000	TRANSFERENCIAS, ASIGNACIONES, SUBSIDIO	\$250,000.00	\$306,787.00	\$556,787.00	\$229,490.52	\$327,296.48	\$228,229.52	\$1,261.00	\$328,557.48	\$228,229.52	\$228,229.52	\$0.00
4400	AYUDAS SOCIALES	\$250,000.00	\$306,787.00	\$556,787.00	\$229,490.52	\$327,296.48	\$228,229.52	\$1,261.00	\$328,557.48	\$228,229.52	\$228,229.52	\$0.00
4410	Ayudas sociales a personas	\$0.00	\$130,787.00	\$130,787.00	\$110,711.00	\$20,076.00	\$109,450.00	\$1,261.00	\$21,337.00	\$109,450.00	\$109,450.00	\$0.00
4411	Ayudas sociales a personas	\$0.00	\$130,787.00	\$130,787.00	\$110,711.00	\$20,076.00	\$109,450.00	\$1,261.00	\$21,337.00	\$109,450.00	\$109,450.00	\$0.00
4440	Ayudas sociales a actividades científicas o académicas	\$250,000.00	\$176,000.00	\$426,000.00	\$118,779.52	\$307,220.48	\$118,779.52	\$0.00	\$307,220.48	\$118,779.52	\$118,779.52	\$0.00
4441	Ayudas sociales a actividades científicas o académicas	\$250,000.00	\$176,000.00	\$426,000.00	\$118,779.52	\$307,220.48	\$118,779.52	\$0.00	\$307,220.48	\$118,779.52	\$118,779.52	\$0.00
5000	BIENES MUEBLES, INMUEBLES E INTANGIBLE!	\$0.00	\$447,890.05	\$447,890.05	\$436,290.01	\$11,600.04	\$436,290.01	\$0.00	\$11,600.04	\$436,290.01	\$436,290.01	\$0.00
5100	MOBILIARIO Y EQUIPO DE ADMINISTRACIÓN	\$0.00	\$131,000.00	\$131,000.00	\$130,999.96	\$0.04	\$130,999.96	\$0.00	\$0.04	\$130,999.96	\$130,999.96	\$0.00
5150	Equipo de cómputo y de tecnología de la información	\$0.00	\$131,000.00	\$131,000.00	\$130,999.96	\$0.04	\$130,999.96	\$0.00	\$0.04	\$130,999.96	\$130,999.96	\$0.00
5151	Equipo de cómputo y de tecnología de la información	\$0.00	\$131,000.00	\$131,000.00	\$130,999.96	\$0.04	\$130,999.96	\$0.00	\$0.04	\$130,999.96	\$130,999.96	\$0.00
5300	EQUIPO E INSTRUMENTAL MÉDICO Y DE LABORATOF	\$0.00	\$316,890.05	\$316,890.05	\$305,290.05	\$11,600.00	\$305,290.05	\$0.00	\$11,600.00	\$305,290.05	\$305,290.05	\$0.00
5310	Equipo médico y de laboratorio	\$0.00	\$13,688.00	\$13,688.00	\$13,688.00	\$0.00	\$13,688.00	\$0.00	\$0.00	\$13,688.00	\$13,688.00	\$0.00
5311	Equipo médico y de laboratorio	\$0.00	\$13,688.00	\$13,688.00	\$13,688.00	\$0.00	\$13,688.00	\$0.00	\$0.00	\$13,688.00	\$13,688.00	\$0.00
5320	Instrumental médico y de laboratorio	\$0.00	\$303,202.05	\$303,202.05	\$291,602.05	\$11,600.00	\$291,602.05	\$0.00	\$11,600.00	\$291,602.05	\$291,602.05	\$0.00
5321	Instrumental médico y de laboratorio	\$0.00	\$303,202.05	\$303,202.05	\$291,602.05	\$11,600.00	\$291,602.05	\$0.00	\$11,600.00	\$291,602.05	\$291,602.05	\$0.00



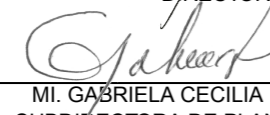
Instituto Tecnológico Superior de Tepeaca
Estado de Puebla
Estado del Ejercicio del Presupuesto por Capítulo del Gasto Al 31/ago/2019

Objeto del Gasto	Aprobado	Ampliaciones / (Reducciones)	Presupuesto Vigente	Comprometido	Presupuesto Disponible para Comprometer	Devengado	Comprometido No Devengado	Presupuesto Sin Devengar	Ejercido	Pagado	Cuentas por Pagar Deuda
Total	\$40,996,181.00	\$6,984,545.34	\$47,980,726.34	\$29,256,849.48	\$18,723,876.86	\$29,240,719.40	\$16,130.08	\$18,740,006.94	\$29,240,719.40	\$28,982,456.34	\$258,263.06

Bajo protesta de decir la verdad declaramos que los Estados Financieros y sus notas son razonablemente correctos y responsabilidad del emisor



MIA. ELISEO RAMIREZ TORRES
DIRECTOR GENERAL



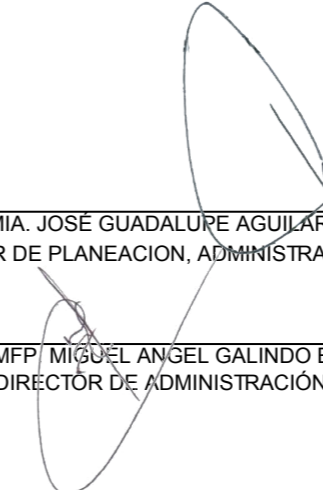
MI. GABRIELA CECILIA PORTES FLORES LARA
SUBDIRECTORA DE PLANEACIÓN Y EVALUACIÓN



CP. ELVIA MARTHA LARIOS PONCE
JEFA DEL DEPTO. DE REC. FINANCIEROS Y CONTABILIDAD



**INSTITUTO TECNOLÓGICO
SUPERIOR DE TEPEACA**



MIA. JOSÉ GUADALUPE AGUILAR JIMÉNEZ
DIRECTOR DE PLANEACION, ADMINISTRACION Y FINANZAS

MFP MIGUEL ANGEL GALINDO ESCOBAR
SUBDIRECTOR DE ADMINISTRACIÓN Y FINANZAS